



## Mitochondrial DNA Part B Resources

ISSN: (Print) 2380-2359 (Online) Journal homepage: <http://www.tandfonline.com/loi/tmdn20>

# Characterization of the complete plastid genome of a Chinese endemic species *Carya kweichowensis*

Linjiang Ye, Chaonan Fu, Yuehua Wang, Jie Liu & Lianming Gao

To cite this article: Linjiang Ye, Chaonan Fu, Yuehua Wang, Jie Liu & Lianming Gao (2018) Characterization of the complete plastid genome of a Chinese endemic species *Carya kweichowensis*, *Mitochondrial DNA Part B*, 3:2, 492-493, DOI: [10.1080/23802359.2018.1464414](https://doi.org/10.1080/23802359.2018.1464414)

To link to this article: <https://doi.org/10.1080/23802359.2018.1464414>



© 2018 The Author(s). Published by Informa UK Limited, trading as Taylor & Francis Group.



Published online: 23 Apr 2018.



Submit your article to this journal [↗](#)



Article views: 4



View related articles [↗](#)



View Crossmark data [↗](#)

## Characterization of the complete plastid genome of a Chinese endemic species *Carya kweichowensis*

Linjiang Ye<sup>a,b,c</sup>, Chaonan Fu<sup>b,c</sup>, Yuehua Wang<sup>a</sup>, Jie Liu<sup>b</sup> and Lianming Gao<sup>b</sup>

<sup>a</sup>School of Life Sciences, Yunnan University, Kunming, China; <sup>b</sup>Key Laboratory for Plant Diversity and Biogeography of East Asia, Kunming Institute of Botany, Chinese Academy of Sciences, Kunming, China; <sup>c</sup>University of Chinese Academy of Sciences, Beijing, China

### ABSTRACT

*Carya kweichowensis* is an importantly economic tree species in Juglandaceae, which is critically endangered and endemic to Guizhou, China. The plastid genome of *C. kweichowensis* was assembled and characterized based on Illumina pair-end sequencing data using genome skimming approach. The complete plastid genome is 175,313 bp in length, with a GC content of 35.8%. It is a typical quadripartite structure, containing a large single copy (LSC) region of 89,858 bp and a small single copy (SSC) region of 3569 bp separated by a pair of extremely extensive inverted repeats (IRs) of 40,943 bp. A total of 142 genes were annotated, including 94 protein-coding genes, 40 tRNA genes, and eight rRNA genes. A maximum likelihood (ML) phylogenetic tree on plastid genomes revealed that *C. kweichowensis* is close to *Annamocarya sinensis*. The newly characterized complete plastid genome of *C. kweichowensis* will provide essential data for further studies of this endangered species.

### ARTICLE HISTORY

Received 2 April 2018  
Accepted 3 April 2018

### KEYWORDS

*Carya kweichowensis*;  
conservation genetics;  
endangered species;  
genome skimming;  
plastid genome

The Guizhou hickory, *Carya kweichowensis* Kuang & A. M. Lu ex Chang & Lu, is a deciduous tree species with pinnately compound leaves and small nuts, narrowly scattered in subtropical evergreen broad-leaf forest and endemic to Guizhou, China (Zhang et al. 2013). However, due to its highly economic values of high-quality timber and nutritious nuts, the wild resources of *C. kweichowensis* have been anthropogenically over-exploited, and its natural habitats were fragmented. Recently, *C. kweichowensis* was ranked as critically endangered (CR) of the Red List of China Higher Plants based on IUCN Red List Categories and Criteria (Qin et al. 2017). The native populations of the species have dramatically declined in past decades, which need extremely urgent conservation. Hence it is important to set up appropriate conservation strategies to conserve the genetic diversity of the species.




In this study, we assembled and characterized the complete plastid genome of *C. kweichowensis* via genome skimming approach (Straub et al. 2012). Sequence data have been deposited in GenBank (Accession Number: MH121170).


We sampled a natural population with fresh, healthy leaves of *C. kweichowensis* from Anlong county of Guizhou, China (N 25°02'19", E 105°14'44"). A single individual was selected for total genomic DNA isolation using CTAB method (Doyle and Doyle 1987). Voucher specimen (Liu167640) was deposited in the Herbarium of Kunming Institute of Botany (KUN), Chinese Academy of Sciences. Illumina paired-end (PE) library was constructed from fragmented genomic DNA following the standard protocols (NEBNext<sup>®</sup> Ultra II<sup>™</sup> DNA

Library Prep Kit for Illumina<sup>®</sup>), and sequenced on the Illumina HiSeq X Ten platform (Illumina, San Diego, CA). Approximately, 2.2 Gb of high quality clean data with adaptors trimmed and quality filtered were generated. The plastid genome PE reads were aligned to the reference (GenBank Accession: KX703001) using bowtie2 v2.2.6 (Langmead and Salzberg 2012), and assembled into a genome using SPAdes v3.9.0 (Bankevich et al. 2012). The annotation of the assembled plastid genome was performed with Dual Organellar Genome Annotator (DOGMA) (Wyman et al. 2004).

The complete plastid genome of *C. kweichowensis* was 175,313 bp in length, showing a typical quadripartite structure: a pair of inverted repeats (IRs) of 40,943 bp separating by a large single copy (LSC) region of 89,858 bp and a small single copy (SSC) region of 3569 bp. The GC content of the plastid genome was 35.8%. This plastid genome contained 142 genes, including 94 protein-coding genes, eight ribosomal RNA (rRNA) genes, and 40 transfer RNA (tRNA) genes. The phylogenetic relationship of *C. kweichowensis* was conducted based on the complete plastid genome sequences of 19 species in Fagales (Table S1), and the maximum-likelihood (ML) analysis was conducted using RAxML v 8.0 (Stamatakis 2014). The phylogenetic relationships of the 20 species were well resolved with strongly supported (Figure 1).

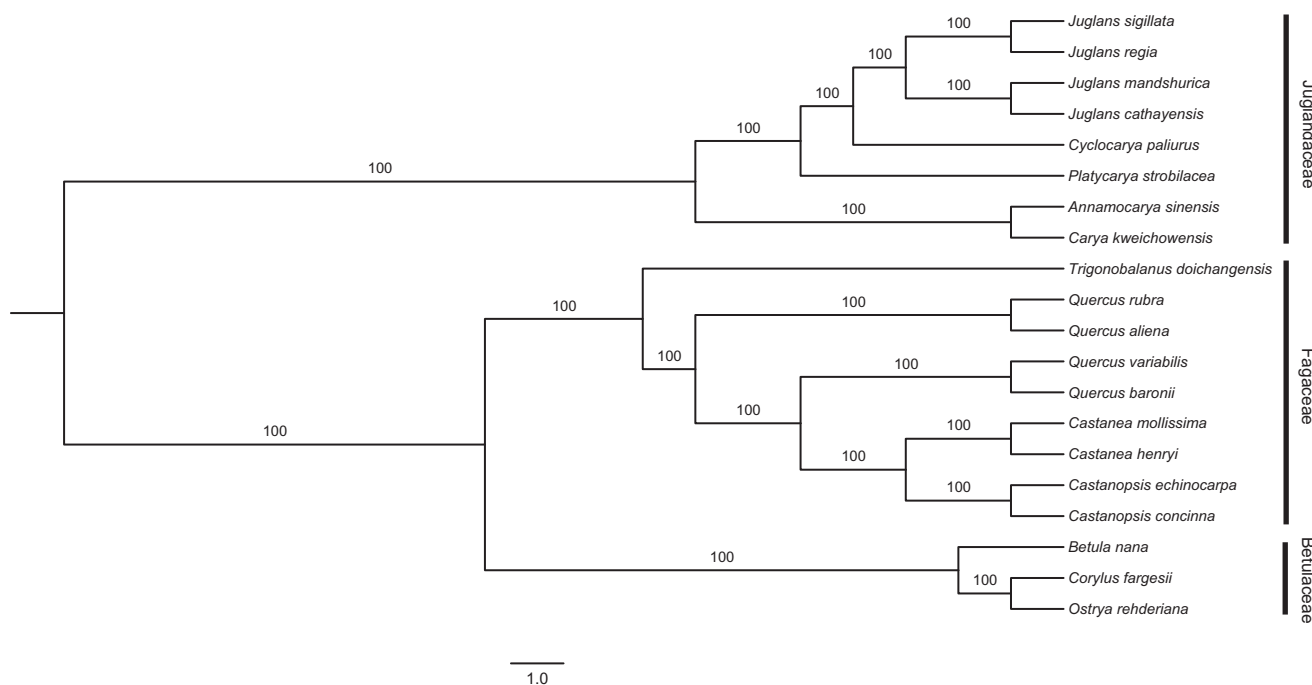
The newly characterized complete plastid genome of *C. kweichowensis* will provide essential resources for further study on the evolution and genetic diversity of the endemic

**CONTACT** Jie Liu  liujie@mail.kib.ac.cn; Lianming Gao  gaolm@mail.kib.ac.cn  Kunming Institute of Botany, Chinese Academy of Sciences, 132 Lanhai Road, Kunming, Yunnan 650201, China

 Supplemental data for this article can be accessed [here](#).

© 2018 The Author(s). Published by Informa UK Limited, trading as Taylor & Francis Group.

This is an Open Access article distributed under the terms of the Creative Commons Attribution License (<http://creativecommons.org/licenses/by/4.0/>), which permits unrestricted use, distribution, and reproduction in any medium, provided the original work is properly cited.



**Figure 1.** Maximum-likelihood (ML) phylogenetic tree based on complete plastid genome sequences of the 20 species.

species, as well as provide fundamental information to effectively conserve the CR species.

### Acknowledgements

Laboratory work was carried out at the Laboratory of Molecular Biology in the Germplasm Bank of Wild Species in Southwest China, Kunming Institute of Botany, Chinese Academy of Sciences.

### Disclosure statement

No potential conflict of interest was reported by the authors.

### Funding

This study was supported by the National Natural Science Foundation of China [31770367], the Large-Scale Scientific Facilities of the Chinese Academy of Sciences [2017-LSF-GBOWS-02], the Science and Technology Innovation Program of Forestry Department of Yunnan Province [[2016]cx03], and National Academy of Science Alliance Biodiversity Branch [Y62C0111Q1], Natural Science Foundation of Yunnan [2017FB027].

### References

- Bankevich A, Nurk S, Antipov D, Gurevich AA, Dvorkin M, Kulikov AS, Pyshkin AV. 2012. SPAdes: a new genome assembly algorithm and its applications to single-cell sequencing. *J Comput Biol.* 19:455–477.
- Doyle JJ, Doyle JL. 1987. A rapid DNA isolation procedure for small quantities of fresh leaf tissue. *Phytochem Bull Bot Soc Am.* 19:11–15.
- Langmead B, Salzberg SL. 2012. Fast gapped-read alignment with Bowtie 2. *Nat Methods.* 9:357–359.
- Qin HN, Yang Y, Dong SY, He Q, Jia Y, Zhao LN, Yu SX, Liu HY, Liu B, Yan YH, et al. 2017. Threatened species list of China's higher plants. *Biodivers Sci.* 25:696–744.
- Stamatakis A. 2014. RAxML version 8: a tool for phylogenetic analysis and post-analysis of large phylogenies. *Bioinformatics.* 30:1312–1313.
- Straub SC, Parks M, Weitemier K, Fishbein M, Cronn RC, Liston A. 2012. Navigating the tip of the genomic iceberg: next-generation sequencing for plant systematics. *Am J Bot.* 99:349–364.
- Wyman SK, Jansen RK, Boore JL. 2004. Automatic annotation of organellar genomes with DOGMA. *Bioinformatics.* 20:3252–3255.
- Zhang JB, Li RQ, Xiang XG, Manchester SR, Lin L, Wang W, Wen J, Chen ZD. 2013. Integrated fossil and molecular data reveal the biogeographic diversification of the eastern Asian-eastern North American disjunct hickory genus (*Carya* Nutt.). *PLoS ONE.* 8:e70449.